



SLIM LINE



SLIM LINE
Motion detectors

SLIM LINE is a line of PIR and dual-tech (PIR + MW) motion detectors




One enclosure, many devices

Elegant, slim enclosure is made of high quality plastic.


Uniform appearance of all detectors installed in the premises makes it difficult for an intruder to identify the specific model used in the system because all of them look the same.

PIR motion detectors


SLIM-PIR / SLIM-PIR-PET

- **EN 50131 Grade 2** compliance 
- sensitivity adjustment
- selectable LED indicator color (4 colors available)
- remote LED indicator enable/disable
- detector configuration: on-board potentiometer
- detection area:
 - » 15 m x 20 m, 90° (SLIM-PIR)
 - » 12 m x 13 m, 90° (SLIM-PIR-PET)
- pet immunity function (SLIM-PIR-PET)
- built-in EOL resistors: 1.1 kΩ

SLIM-PIR-LUNA / SLIM-PIR-LUNA-PET


- **EN 50131 Grade 2** compliance 
- sensitivity adjustment
- possibility to switch between two specified sensitivity levels (SENS terminal)
- selectable LED indicator color (7 colors available)
- remote LED indicator enable/disable
- additional white LED illumination
 - » possibility of remote control or activation by movement detection
- detector configuration:
 - » on-board buttons
 - » **OPT-1** keyfob
- detection area:
 - » 20 m x 24 m, 90° (SLIM-PIR-LUNA)
 - » 12 m x 13 m, 90° (SLIM-PIR-LUNA-PET)
- creep zone protection (SLIM-PIR-LUNA)
- pet immunity function (SLIM-PIR-LUNA-PET)
- integrated cover for electronics board protection
- plug-in terminal block – dismantling of electronics without unscrewing wire terminals
- built-in EOL resistors: 1.1 kΩ, 4.7 kΩ, 5.6 kΩ

SLIM-PIR-PRO


- **EN 50131 Grade 3** compliance 
- active IR antimasking (with delay: 1 s / 60 s)
- sensitivity adjustment
- selectable LED indicator color (7 colors available)
- remote LED indicator enable/disable
- detector configuration:
 - » on-board buttons
 - » **OPT-1** keyfob
- detection area: 20 m x 24 m, 90°
- creep zone protection
- integrated cover for electronics board protection
- plug-in terminal block – dismantling of electronics without unscrewing wire terminals
- built-in EOL resistors: 1.1 kΩ, 4.7 kΩ, 5.6 kΩ

Dual-tech motion detectors (PIR+MW)


SLIM-DUAL / SLIM-DUAL-PET

- **EN 50131 Grade 2** compliance 
- individual adjustment of PIR and MW sensors sensitivity
- selectable LED indicator color for alarm signaling (4 colors available)
- remote LED indicator enable/disable
- detector configuration: on-board potentiometers
- detection area:
 - » 15 m x 20 m, 90° (SLIM-DUAL)
 - » 12 m x 13 m, 90° (SLIM-DUAL-PET)
- pet immunity function (SLIM-DUAL-PET)
- built-in EOL resistors: 1.1 kΩ

SLIM-DUAL-LUNA / SLIM-DUAL-LUNA-PET

- **EN 50131 Grade 2** compliance 
- individual adjustment of PIR and MW sensors sensitivity
- selectable operation modes: PIR+MW, PIR or MW
- possibility to switch between two: levels of sensitivity and operation modes (SENS terminal)
- selectable LED indicator color (7 colors available)
- remote LED indicator enable/disable
- additional white LED illumination
 - » possibility of remote control or activation by movement detection
- detector configuration:
 - » on-board buttons
 - » **OPT-1** keyfob
- detection area:
 - » 20 m x 24 m, 90° (SLIM-DUAL-LUNA)
 - » 12 m x 13 m, 90° (SLIM-DUAL-LUNA-PET)
- creep zone protection (SLIM-DUAL-LUNA)
- pet immunity function (SLIM-DUAL-LUNA-PET)
- integrated cover for electronics board protection
- plug-in terminal block – dismantling of electronics without unscrewing wire terminals
- built-in EOL resistors: 1.1 kΩ, 4.7 kΩ, 5.6 kΩ

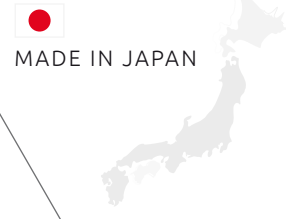
SLIM-DUAL-PRO

- **EN 50131 Grade 3** compliance 
- active IR antimasking (with delay: 1 s / 60 s)
- individual adjustment of PIR and MW sensors sensitivity
- selectable LED indicator color (7 colors available)
- remote LED indicator enable/disable
- detector configuration:
 - » on-board buttons
 - » **OPT-1** keyfob
- detection area: 20 m x 24 m, 90°
- creep zone protection
- integrated cover for electronics board protection
- plug-in terminal block – dismantling of electronics without unscrewing wire terminals
- built-in EOL resistors: 1.1 kΩ, 4.7 kΩ, 5.6 kΩ

Reliable motion detection

A unique lens

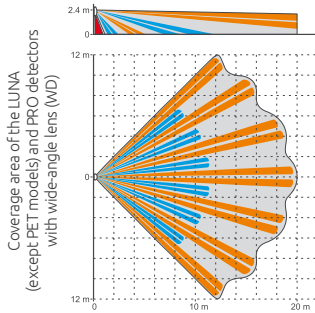
Each detector comes with a modern lens designed and manufactured in Japan – specially for SATEL. It provides a very large detection area with dimensions up to 20 m x 24 m and 90° viewing angle.



MADE IN JAPAN



Design of the lens, as well as the material of which it was made, make it exceptionally resistant to deformation.



New motion detection algorithm

Many years of experience in the production of motion detectors and the use of the latest technologies made it possible to develop an advanced new generation algorithm of motion detection. Because of it, SLIM LINE detectors ensure reliable detection of intruders throughout the entire monitored area, without triggering unwanted alarms.

Digital temperature compensation

SLIM LINE detectors dynamically adjust the motion detection algorithm to changes in ambient temperature, so these changes do not affect the effectiveness of the detectors.

DUAL – two detection paths: PIR and MW

Dual technology detectors, in addition to the infrared (PIR) detector, are also fitted with a microwave sensor (MW), which obviously enhances their immunity to unwanted alarms caused by rapid temperature changes in the protected room or movements of air masses within the coverage area.

MW sensor



PIR sensor




Quick lens replacement

As you can easily replace the complete front part with the lens, the SLIM LINE detectors* can be quickly and conveniently customized to suit the needs of the premises, e.g. to the shape of protected room. The wide-angle (WD) lenses are fitted as standard, but curtain (CT) and long-range (LR) lenses are also optionally available.



Creep zone protection

An integrated tilting mirror used in the LUNA* and PRO models enables effective monitoring of the so-called creep zone, i.e. the area directly under the detector.



* except for PET detectors

Signaling covering attempts

The SLIM LINE detectors in the PRO version come with the function of active anti-masking using infrared radiation. Therefore, any attempts to disable them, for example, by covering the lens with adhesive tape or spraying paint or clear varnish on it, can be signaled.



Quick and easy installation

1 Practical enclosure opening / closing mechanism

You can open the enclosure with a flat tip screwdriver, while no tools are required to close it.



2 Plug-in terminal block

The LUNA and PRO versions come with a plug-in terminal block. When removing the electronics board, you do not have to unscrew the wire terminals. It also allows you to quickly change the detector model.

3 Built-in EOL resistors

All SLIM LINE detectors have built-in end-of-line resistors designed for work with SATEL control panels (1.1 kΩ).

The LUNA and PRO models are additionally provided with resistors for faster installation in systems based on other types of control panels (4.7 kΩ, 5.6 kΩ).

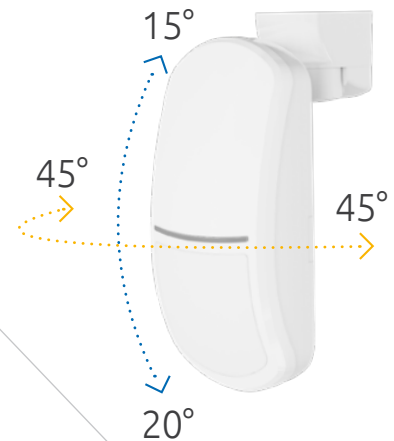


4 Adjustable wall and ceiling mounting bracket

Design of the SLIM LINE detectors allows installation directly on a flat surface.

If the detector needs to be mounted at a different angle for optimal adjustment of the protected area to the room, you can use the BRACKET D mount. Thus you can adjust the detector tilt angle in two planes: up to 35° vertically and up to 90° horizontally.

To meet the EN 50131 requirements for Grade 3, the PRO model bracket is provided with a tamper switch.



Remote configuration

A very useful feature for the installer, available in the LUNA and PRO models, is the ability to remotely change the detector operating parameters using the OPT-1 keyfob. Thus, the settings (including sensor sensitivity, operating mode, indicator light and LED lighting) can be changed easily, without having to open the detector enclosure each time.



Additional light source

Models marked as LUNA come with additional built-in white LEDs. Consequently, these detectors can be used e.g. as motion responsive corridor lighting that can also work in the event of a power outage in the network.

Lighting function can be controlled remotely or activated for a specified time when motion is detected.

It is possible to remotely switch between two sets of detector sensitivity parameters. This allows you to change the motion detection settings e.g. depending on the state of the partition to which the detector is assigned. If the partition is disarmed, the detector can switch on the light in response to the slightest movement. When the partition is armed, the detector can use settings appropriate to eliminate unwanted alarms.



Selection of LED indicator lighting color

SLIM LINE detectors offer the possibility of choosing the LED indicator color. Depending on the model, there are four or even seven colors available.

If necessary, the LED indicator can be turned off permanently.

